








Model: LT300

4G N300

Wi-Fi Router

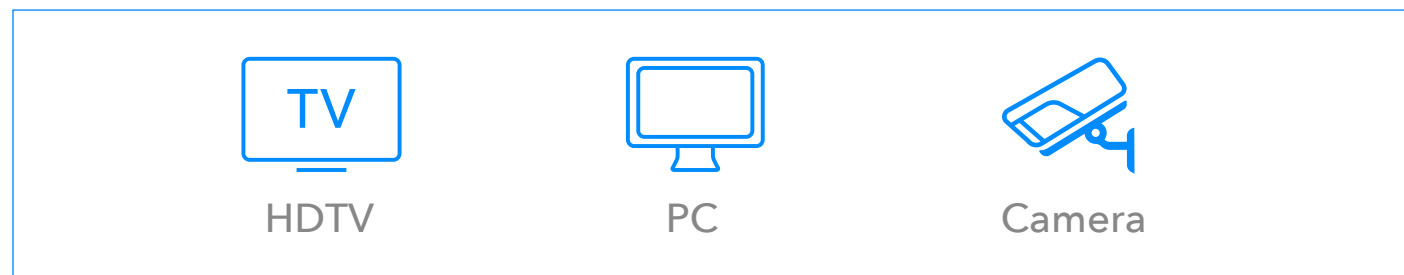
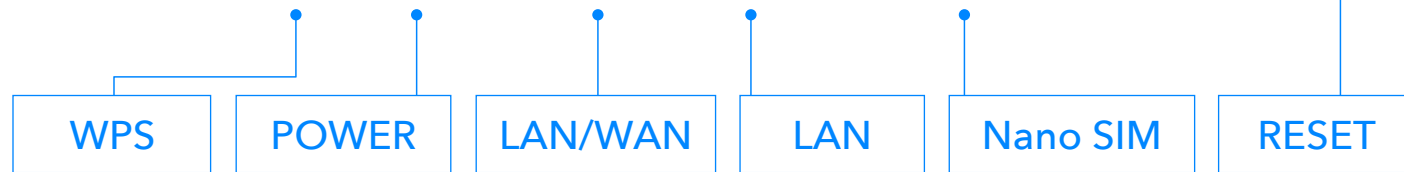
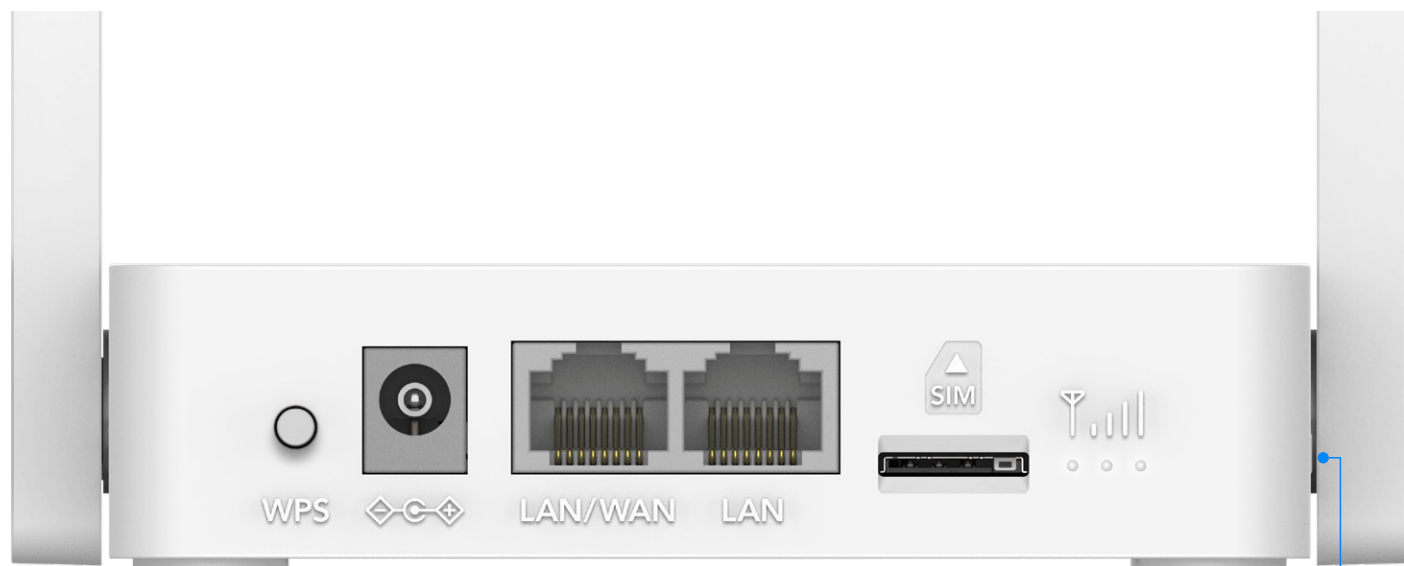
-  Nano SIM Slot Plug And Play
-  300 Mbps Wi-Fi Speed
-  4G LTE Max 150 Mbps
-  Built-in VPN



Easy Setup with Cudy App



[Datasheet](#)



150 Mbps
4G LTE >>>>>>
 50 Mbps

300 Mbps <<<<<<
 2.4 GHz

Plug in a SIM Card to Enjoy the Network




Home

Plug and play easy-to-install WiFi for every home—no rigid broadband subscription is required.



Automobile

Provide decent networks for all devices on your road journey.



Surveillance

Make sure the network is always on with the WAN + WISP + 4G backup function.



Booth

Utilized the flexible pay-as-you-go plan to equip your temporary booth with a fast network. (SIM card is not included)

Highlights

A 4G WiFi router with one nano SIM slot and two Ethernet ports, providing easy-to-install flexible networks for home, office, surveillance, exhibitions, and RV scenarios.

- 4G Cat. 4 with Max 150 Mbps DL
- 300 Mbps Wi-Fi
- 1 × Nano SIM Slot
- VPN Server and Client
- Cudy App, Cloud Control

Package Content

- LT300
- Power Adapter
- Ethernet Cable
- Installation Guide

Hardware Specs

CPU	Chipset	MT7628
	CPU Details	580 MHZ Single-Core, MIPS24KEC
Memory /Storage	Flash/ROM	8 MB (64 Mbit) NOR
	DDR/RAM	64 MB (512 Mbit) DDR2
Cellular	Cellular Standards	4G Cat. 4
	Cellular Antennas	2 × Fixed
	SIM Options	1 × Nano SIM Slot
	Available Versions	EU, US
EU Version	Suitable Region	Europe, Middle East, Africa
Cellular	Max DL Speed	150 Mbps (LTE-FDD), 130 Mbps (LTE-TDD)
	Max UL Speed	50 Mbps (LTE-FDD), 30 Mbps (LTE-TDD)
	Advanced	DL 2 × 2 MIMO
	Cellular Bands	LTE-FDD: B1/3/5/7/8/20/28 LTE-TDD: B38/40/41 WCDMA: B1/5/8
US Version	Suitable Region	United States, Canada
Cellular	Max DL Speed	150 Mbps
	Max UL Speed	50 Mbps
	Advanced	DL 2 × 2 MIMO
	Cellular Bands	LTE-FDD: B2/4/5/12/13/14/66/71 WCDMA: B2/4/5

Hardware Specs

Wireless	2.4 GHz Wi-Fi Speed	300 Mbps
	2.4 GHz Wi-Fi Streams	2T2R (2×2 MIMO)
	Wi-Fi Antennas	2× Internal
	2.4 GHz Antenna Gain Max	2.83 dBi
	Range Performance	Max: 100 m (328 ft) Indoor WiFi range varies depending on the layout and wall materials. See Wall Performance spec for placement suggestions.
	Wall Performance	One wooden walls with thickness < 10 cm (4") One concrete wall with thickness < 10 cm (4")
Interfaces	Physical Buttons	WPS Button Reset Button
	10/100 Mbps RJ45 Ports	2
	Ethernet Notes	One port supports WAN/LAN configuration, and the rest are LAN ports
Cellular	SIM Options Copy	1× Nano SIM Slot
Interfaces	LED	System Cellular Signal Strength
	Power Input	DC Jack

Power	Power Methods	DC
	DC	12V 1A
	Power Adapter	Input: 100 ~ 240 V, 50/60 Hz AC Output: 12V 1A DC
	Max Power Consumption (W)	8W
	Idle Power Consumption (W)	3W
Reliability	ESD Contact Protection	4kV
	ESD Air Protection	8kV
	Environment	Operating Temperature: 0 °C ~ 40 °C (32 °F ~ 104 °F) Storage Temperature: -40 °C ~ 70 °C (-40 °F ~ 158 °F) Operating Humidity: 10% ~ 90% non-condensing Storage Humidity: 5% ~ 90% non-condensing
Certifications	FCC, CE	
Mechanical	Dimension	118×80×27.5 mm 4.65×3.15×1.08 inches
	Installation	Desktop



Software Specs

Wireless	Wi-Fi Standards	Wi-Fi 4
	Max Wi-Fi Modulation	64-QAM
	Max Capacity	64
	Recommended Client Upper Limit	30
	Max Wi-Fi Channel Width	40 MHz
	Wi-Fi Security	WPA/WPA2/WPA3
	Guest Network	2.4 GHz
	WPS	True
General	Operation Modes	Cellular Router
		Wi-Fi Router
		WISP
	Cellular APN	Band Select (Band Lock)
		Cellular Mode Select
		Data Roaming
		APN Profile
		Manual APN Profile
		MBN
		MTU Value
	Cellular Mode	4G Only
		3G Only
		Auto


General	WAN Mode	DHCP	
		Static IP	
		PPPOE	
		L2TP	
		PPTP	
Network	Internet Failover Sequence	WAN	
		WISP	
		Cellular	
		Per-User Rate Limiting	
		Address Reservation	
	QoS	DHCP Client List	
		Server	
		IP Versions	IPv4/IPv6
		IPv6 Protocols	Relay
			Dynamic (SLAAC/DHCPv6)
Static (Fixed IP)			
IPTV/VLAN	Passthrough		
	464XLAT		
	MAP-E		
	DS-Lite		
		Bridge	
		Tag VLAN	



Software Specs

Network	TTL Customization	Extend
		Spoof
		Custom
	IGMP	IGMP Proxy
		IGMP Snooping
	Forwarding	Port Forwarding
		Port Triggering
		UPnP
		DMZ
	Firewall	SPI Firewall
		DoS Protection
		Block PING
	Application Layer Gateway	IPSec Passthrough
		L2TP Passthrough
PPTP Passthrough		
FTP Passthrough		
TFTP Passthrough		
H323 Passthrough		
SIP Passthrough		
RTSP Passthrough		
Utilities	VPN Server	WireGuard
		OpenVPN
		PPTP
		L2TP

Utilities	VPN Client	WireGuard	
		OpenVPN	
		PPTP	
		L2TP	
		DNS Options	
	Management	DNS Options	Manual DNS
			Rebind Protection
		Override Clients' DNS	
		Online Detection	True
		All Devices Management	Wi-Fi Time Schedule
System	All Devices Management	MAC Filter	
		IP/MAC Binding	
		Per-Devices Management	
	Per-Devices Management	Intenent On/Off	
		VPN On/Off	
Content Management	Online Time Schedule		
System	Content Management	Device Rename	
		Domain Filter	
	Local Control Method	IP Filter	
		Config Web Page	
	Local Control Method	App Control	
Remote Control Method		App Control	
App Control			
Firmware Upgrade	Firmware Upgrade	Local Update	
		App (Over the Air)	
		Online Update	



Software Specs

System	Diagnostic Tools	Diagnosis
		Ping
		Traceroute
		NSLookup
		System Log
	Languages	English
		German
		Spanish
		French
		Hebrew
		Italian
		Portuguese
		Korean
	Reliability	Timed Reboot
		Backup and Restore

Dashboard	Panel	Internet Status
		Devices Management
		Cellular Status
		WAN Status
		LAN Status
		WISP Status
		Wi-Fi Status
		VPN Status
		DHCP Server Status
		System Version
	Charts	Cellular Speed
		Internet Speed
		WISP Speed
		Wi-Fi Speed
